

Submitting dental radiographs to IDEXX Telemedicine Consultants

Radiographic review by our AVDC board-certified specialists helps ensure that hidden dental problems don't go undetected.

Submission requirements

- We strongly suggest sending contralateral images of all dentition so we can provide a more accurate diagnosis. A full-mouth radiographic study is recommended and should include the following images, depending on patient type.

Patient type	Number of radiographic images
Cat	10 images
Small dog	14 images
Medium dog	14–18 images
Large dog	18–22 images

- If the patient has a malocclusion (i.e., upper and lower teeth are not aligned) you must include photos with the radiographs. For other patients, photos are optional but highly recommended.
- Include a dental chart if possible. IDEXX offers free dental charts at vetmedstat.com/teledental, as described below.

How to position the patient

For detailed instructions on positioning dogs and cats for dental radiographs, see "Dental Radiographic Techniques for the Dog and Cat," available from the American Veterinary Dental College website at avdc.org/Rad_tech_description.pdf.

How to submit dental radiographs to IDEXX Telemedicine Consultants

- Go to vetmedstat.com, and then click **Start a New Case**.

Tip: If you don't already have an account, click **Open an Account** on the login page. Account setup is free and takes only a few moments. You can submit your radiographs immediately.

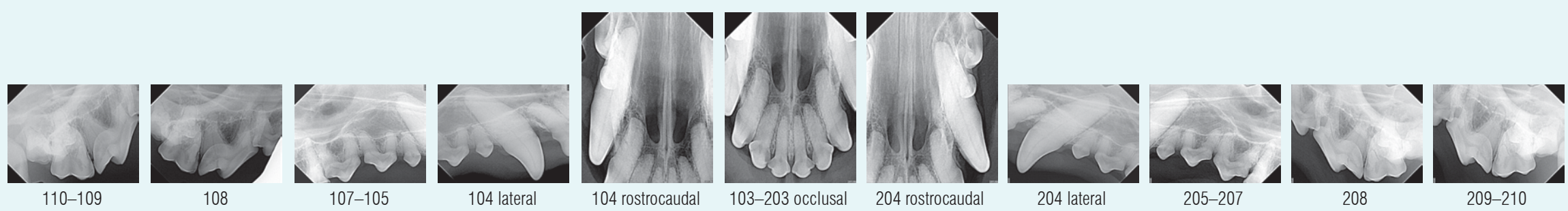
- Provide the requested information and follow the on-screen instructions to upload radiographs, charts, and photos as necessary.

Same day turnaround is available until 8:00 p.m. ET Monday through Friday.

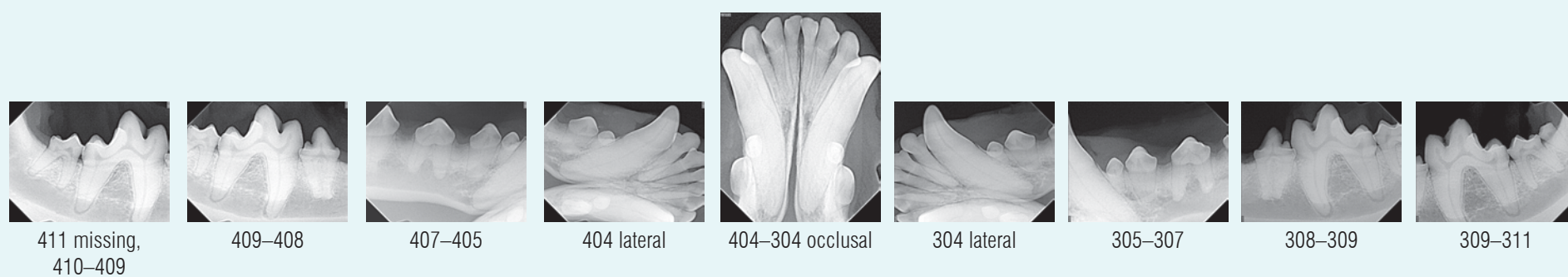
For assistance, call IDEXX Telemedicine Consultants at **1-800-726-1212**.

Example of a canine full-mouth study*

Maxilla (right/left)

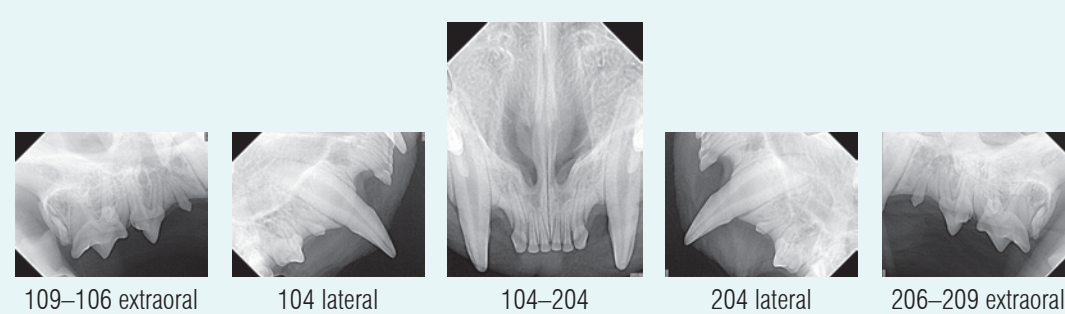


Mandible (right/left)

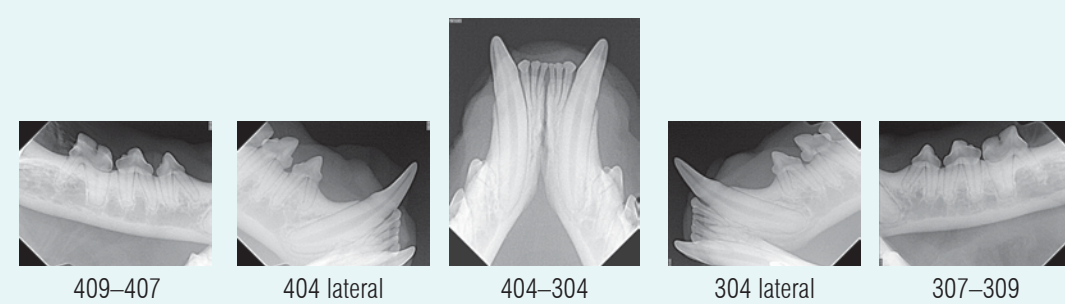


Example of a feline full-mouth study*

Maxilla (right/left)



Mandible (right/left)



*Dental images are provided to assist in capturing radiographs only and should not be used for diagnostic purposes. Images are courtesy of Animal Dental Center, Towson, MD.



Free dental charts from IDEXX Telemedicine Consultants

Download our free canine and feline dental charts at vetmedstat.com/teledental. Print them out or use the interactive PDFs on your computer, phone, or tablet.

IDEXX Telemedicine Consultants • 1-800-726-1212 • idexx.com/telemedicine

